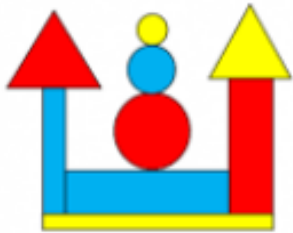


What shapes can you see in this picture?

Which shape has been used the most?



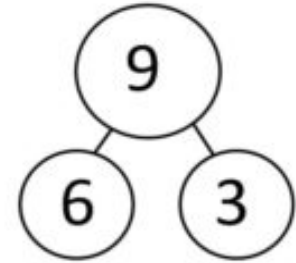
59

What is this number?

What is one more than this number?

What is one less than this number?

Can you write the fact families for the part-part whole model?



<input type="text"/>	+	<input type="text"/>	=	<input type="text"/>
<input type="text"/>	+	<input type="text"/>	=	<input type="text"/>
<input type="text"/>	=	<input type="text"/>	+	<input type="text"/>
<input type="text"/>	=	<input type="text"/>	+	<input type="text"/>

Subtraction.

$14 - 1 =$

$17 - 3 =$

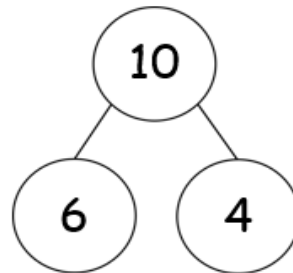
$20 - 4 =$

$19 - 5 =$

$16 - 0 =$

$11 - 8 =$

$12 - 9 =$



Which of Tiny's facts are correct?



$6 + 4 = 10$

$4 = 10 - 6$

$6 = 10 + 4$

$4 - 10 = 6$

Correct Tiny's mistakes.

Write an addition for the owls.

